



2015 ezFrame Series Product Brochure

The ezFrame series offers several screen materials models



ezFrame Series

The ezFrame series offers several screen materials models

Scan for product



video



Award winning Home Theater Screen with full tension uniformity

Screen Material:

- Models available with CineWhite 1.1 Gain, CineGrey 1.0 gain, Wraith Veil (rear) 2.2 gain, AcousticPro1080P3 1.0 gain and CineGrey 5D 1.5 gain (ambient light rejecting) material

Frame and Installation:

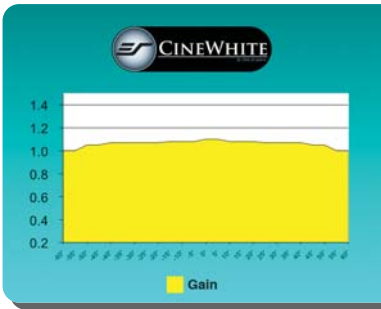
- Black velvet surfaced 2.36" anodized aluminum angular frame enhances picture contrast
- Easy to assemble and install in minutes
- Sliding wall mounts ensure the installation is properly centered
- Available in 4:3, 16:9 and 16:10 aspect ratios
- Diagonal sizes ranging from 84" - 226"
- Custom sizes are available

Quality and Reliability:

- Standard 2-year parts and labor warranty
- 3-year warranty for ENR-G (Educational, Non-profit, Religious or Government/Military) - US only
- ETL, FCC, CE, CB GOSTCE & ISO9001:2008 Certified



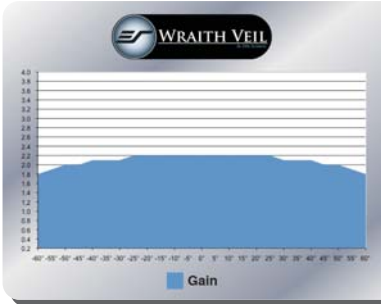
Choose from CineWhite, CineGrey, Wraith Veil, CineGrey 5D, and AcousticPro1080P3.



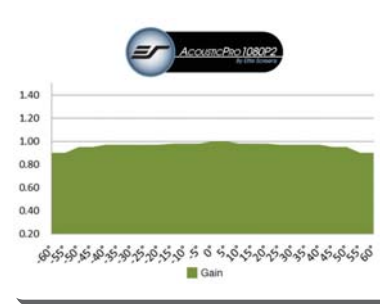
CineWhite Tension Screen Material has a wide viewing Angle in 1.1 Gain, suitable for most applications including commercial and home theater presentations.



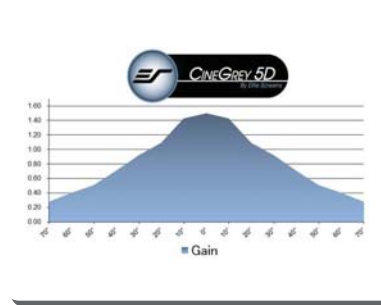
CineGrey Tension Screen Material is best for those using low contrast ratio (LCD) projectors in a home theater environment and need to improve picture black levels.



Wraith Veil Elite's rear projection screen material comes in 2.2 high gain to be used in ambient light environments, such as tradeshow, meeting rooms, and outside evening presentations. Its special surface coating enhances color reproduction and black level reproduction with wide diffusion for multiple applications.



The matte white surface of **AcousticPro1080P2** with a 1.0 gain provides excellent color neutrality for superb color reproduction along with wide diffusion uniformity. The angular weave material is designed to allow speaker sound to breathe through the screen while eliminating moiré effect. Perfect for use with native 1080P projectors for home cinema and commercial applications.



CineGrey 5D is an ambient light rejecting front material for 2D and Active or Passive 3D Steroscopic presentations. The high gain/contrast properties improve the brightness and contrast levels in ambient light environments for both 2D and 3D.



AcousticPro1080P3 is an acoustically transparent front projection material. The angular weave eliminates the moiré effect while presenting warm neutral colors for today's high definition 1080P (1920x1080) projectors. This material allows speaker placement behind while allowing an exceptional acoustically transparent performance.



Easily attached Frame Tension System, allows perfect tension uniformity with a simple procedure. Standard Black Backed Screen Material prevents light penetration for superior color reproduction.
(Not available on all material)



The aluminum Sliding Wall Brackets provide the installer with a simple solution to screen installation and adjustable horizontal centering.



Standard 2.36" Black Velvet Surfacd Frame enhances the perceived brightness of the projection image with superior contrast and color reproduction for sharper picture quality. Wide-Borders also absorb light overshoot to professionally matte your presentation.



"I found that it had a decent reflectivity to it, but didn't suffer too much from hot spotting (which obviously you would expect from a lower gain screen), nor did it have any sparkles or other anomalies to it. Elite certainly has a good idea here. Good performance, good build quality, and good features in a screen, for a lower price point."

AV Science, NY

This was very close and not an issue. Overall color was very good. With a 100" 16:9 Elite ezFrame screen selling for about half of a Da-Lite Cinema Contour with ProTrim (their fancy velourish border), and barely a 1/3 of a Stewart Luxus Deluxe, it allows home theater people to own an attractive looking fixed wall screen, with good performance, at a price that simply isn't available from the larger established brands.

Art Feierman / Projectorreviews.com

ezFrame Series

Model	Screen Diag. & Aspect Ratio	View Height-Chord (in)	View Width-Chord (in)	View Height (cm)	View Width (cm)	N.W. (lbs.)	G.W. (lbs.)	N.W. (kgs)	G.W. (Kgs)	Packaging Dimensions (LxHxW)	Gain	Screen Material
R84WV1	84" (4:3)	50.0	67.0	127.0	170.2	23.4	34.8	10.6	15.8	59.4"x4.6"x12.5"	1.1	CineWhite
R92WV1	92"(4:3)	55.2	73.6	140.2	186.9	26.0	38.0	11.8	17.3	64.21"x4.76"x12.52"	1.1	CineWhite
R100WV1	100"(4:3)	60.0	80.0	152.4	203.2	27.9	38.4	12.7	17.5	69.1"x4.6"x 12.5"	1.1	CineWhite
R135WV1	135"(4:3)	81.0	108.0	205.7	274.3	37.5	54.3	17.0	24.7	90.2"x4.6"x12.5"	1.1	CineWhite
R150WV1	150"(4:3)	90.0	120.0	228.6	304.8	45.8	59.0	20.8	26.8	99.2"x4.6"x12.5"	1.1	CineWhite
R180WV1	180"(4:3)	108.0	144.0	274.3	365.8	49.1	68.9	22.3	31.3	117"x4.6"x12.5"	1.1	CineWhite
R200WV1	200"(4:3)	120.0	160.0	304.8	406.4	50.7	71.7	23.1	32.6	129"x4.6"x12.5"	1.1	CineWhite
R150H1	150"(16:9)	73.6	130.7	186.9	332.0	40.3	56.2	18.3	25.6	82.8"x4.6"x12.5"	1.0	CineGrey
R92WH1	92"(16:9)	45.0	79.9	114.3	202.9	24.3	32.0	11.0	14.5	54.7"x4.6"x12.5"	1.1	CineWhite
R100WH1	100" (16:9)	49.0	87.0	124.5	221.0	25.8	36.4	11.7	16.5	58"x4.6"x12.5"	1.1	CineWhite
R106WH1	106" (16:9)	51.9	92.2	131.8	234.2	27.8	37.5	12.6	17.0	61"x4.6"x12.5"	1.1	CineWhite
R110WH1	110" (16:9)	54.0	96.0	137.2	243.8	28.7	38.6	13.0	17.5	63"x4.6"x12.5"	1.1	CineWhite
R150WH1	150"(16:9)	73.6	130.7	186.9	332.0	40.3	56.2	18.3	25.6	82.8"x4.6"x12.5"	1.1	CineWhite
R180WH1	180"(16:9)	88.3	156.9	224.3	398.5	47.0	68.3	21.3	31.1	98"x4.6"x12.5"	1.1	CineWhite
R92DHD5	92"(16:9)	45.0	79.9	124.0	221.0	20.1	29.3	9.1	13.3	54.3"x7.28"x15"	1.5	CineGrey 5D
R100DHD5	100"(16:9)	49.0	87.0	124.5	221.0	25.8	36.7	11.7	16.7	58"x4.6"x12.5"	1.5	CineGrey 5D
R110DHD5	110"(16:9)	54.0	96.0	137.2	243.8	28.7	38.6	13.0	17.5	63"x4.6"x12.5"	1.5	CineGrey 5D
R120DHD5	120"(16:9)	58.5	104.0	148.6	264.2	26.7	41.4	12.1	18.8	68"x4.6"x12.5"	1.5	CineGrey 5D
R135DHD5	135"(16:9)	66.2	117.7	168.1	299.0	34.8	47.4	15.8	21.6	75"x4.6"x12.6"	1.5	CineGrey 5D
R150DHD5	150"(16:9)	73.6	130.7	186.9	332.0	38.6	48.1	17.5	21.8	82.8"x4.6"x12.5"	1.5	CineGrey 5D
R100RH1	100" (16:9)	49.0	87.0	124.5	221.0	25.8	37.6	11.7	17.1	58"x4.6"x12.5"	2.2	WraithVeil
R110RH1	110" (16:9)	54.0	96.0	137.2	243.8	28.7	40.8	13.0	18.5	65"x4.6"x12.5"	2.2	WraithVeil
R120RH1	120"(16:9)	59.0	104.7	167.6	297.2	30.5	44.0	13.9	20.0	68"x4.6"x12.5"	2.2	WraithVeil
R135RH1	135" (16:9)	66.2	117.7	168.1	299.0	36.4	49.6	16.5	22.5	75.6"x4.6"x12.5"	2.2	WraithVeil
R171RX1	171"(16:10)	90.4	144.6	229.6	367.3	28.4	56.7	12.9	25.8	99.5"x5"x12.6"	2.2	WraithVeil
R106WH1-A1080P2	106"(16:9)	51.9	92.2	131.8	234.2	27.8	39.7	12.6	18.0	61"x4.6"x12.5"	1.0	AcousticPro1080P2
R150WH1-A1080P2	150"(16:9)	73.6	130.7	186.9	332.0	42.8	55.9	18.5	25.5	82.8"x4.6"x12.5"	1.0	AcousticPro1080P2
R200WH1-A1080P2	200"(16:9)	98.0	174.0	248.9	442.0	57.6	67.6	26.1	30.7	106.89"x4.72"x12.6"	1.0	AcousticPro1080P2
R84WH1-A1080P3	84"(16:9)	41.1	73.0	104.4	185.4	22.9	28.9	10.4	13.1	50.5"x4.6"x12.5"	1.0	AcousticPro1080P3
R92WH1-A1080P3	92"(16:9)	45.0	79.9	124.0	221.0	24.3	32.0	11.0	14.5	54.7"x4.6"x12.5"	1.0	AcousticPro1080P3
R100WH1-A1080P3	100"(16:9)	49.0	87.0	124.5	221.0	25.8	36.4	11.7	16.5	58"x4.6"x12.5"	1.0	AcousticPro1080P3
R110WH1-A1080P3	110"(16:9)	54.0	96.0	137.2	243.8	28.7	40.8	13.0	18.5	65"x4.6"x12.5"	1.0	AcousticPro1080P3
R120WH1-A1080P3	120"(16:9)	58.9	104.7	149.1	265.9	30.5	40.8	13.8	20.0	68"x4.6"x12.5"	1.0	AcousticPro1080P3
R135WH1-A1080P3	135"(16:9)	66.2	117.7	167.6	297.2	36.4	45.2	16.5	22.5	75.6"x4.6"x12.5"	1.0	AcousticPro1080P3
R150WH1-A1080P3	150"(16:9)	73.6	130.7	186.9	332.0	42.8	55.9	18.5	25.5	82.8"x4.6"x12.5"	1.0	AcousticPro1080P3

ezFrame Dimensions Table

Model	Screen Diag. & Aspect Ratio	Overall Width (A)	View Width (A1)	Overall Height (B)	View Height (B1)	Frame Width (C)	Frame Thickness (D)
R84WV1	84" (4:3)	1826	1707	1400	1280	61	41
R92WV1	92"(4:3)	1989	1869	1521	1402	61	41
R100WV1	100"(4:3)	2149	2029	1641	1519	61	41
R135WV1	135"(4:3)	2860	2741	2179	2060	61	41
R150WV1	150"(4:3)	3170	3051	2410	2291	61	41
R180WV1	180"(4:3)	3777	3658	2863	2743	61	41
R200WV1	200"(4:3)	4183	4064	3167	3048	61	41
R150H1	150"(16:9)	3439	3320	1989	1869	61	41
R92WH1	92"(16:9)	2149	2029	1270	1151	61	41
R100WH1	100" (16:9)	2329	2210	1359	1240	61	41
R106WH1	106" (16:9)	2461	2342	1440	1321	61	41
R110WH1	110" (16:9)	2555	2436	1491	1369	61	41
R150WH1	150"(16:9)	3439	3320	1989	1869	61	41
R180WH1	180"(16:9)	4105	3985	2360	2240	61	41
R92DHD5	92"(16:9)	2149	2029	1270	1151	61	41
R100DHD5	100"(16:9)	2329	2210	1359	1240	61	41
R110DHD5	110"(16:9)	2555	2436	1491	1369	61	41
R120DHD5	120"(16:9)	2779	2659	1610	1491	61	41
R135DHD5	135"(16:9)	3109	2990	1801	1679	61	41
R150DHD5	150"(16:9)	3439	3320	1989	1869	61	41
R100RH1	100" (16:9)	2329	2210	1359	1240	61	41
R110RH1	110" (16:9)	2555	2436	1491	1369	61	41
R120RH1	120"(16:9)	2779	2659	1610	1491	61	41
R135RH1	135" (16:9)	3109	2990	1801	1679	61	41
R171RX1	171"(16:10)	3802	3683	2423	2301	61	41
R106WH1-A1080P2	106"(16:9)	2461	2342	1440	1321	61	41
R150WH1-A1080P2	150"(16:9)	3439	3320	1989	1869	61	41
R200WH1-A1080P2	200"(16:9)	4519	4397	2611	2489	61	41
R84WH1-A1080P3	84"(16:9)	1981	1862	1171	1052	61	41
R92WH1-A1080P3	92"(16:9)	2149	2029	1270	1151	61	41
R100WH1-A1080P3	100"(16:9)	2329	2210	1359	1240	61	41
R110WH1-A1080P3	110"(16:9)	2555	2436	1491	1369	61	41
R120WH1-A1080P3	120"(16:9)	2779	2659	1610	1491	61	41
R135WH1-A1080P3	135"(16:9)	3109	2990	1801	1679	61	41
R150WH1-A1080P3	150"(16:9)	3439	3320	1989	1869	61	41

Unit: mm

ezFrame Dimensions Table

Model	Screen Diag. & Aspect Ratio	Overall Width (A)	View Width (A1)	Overall Height (B)	View Height (B1)	Frame Width (C)	Frame Thickness (D)
R84WV1	84" (4:3)	71.9	67.2	55.1	50.4	2.4	1.6
R92WV1	92"(4:3)	78.3	73.6	59.9	55.2	2.4	1.6
R100WV1	100"(4:3)	84.6	79.9	64.6	59.8	2.4	1.6
R135WV1	135"(4:3)	112.6	107.9	85.8	81.1	2.4	1.6
R150WV1	150"(4:3)	124.8	120.1	94.9	90.2	2.4	1.6
R180WV1	180"(4:3)	148.7	144.0	112.7	108.0	2.4	1.6
R200WV1	200"(4:3)	164.7	160.0	124.7	120.0	2.4	1.6
R150H1	150"(16:9)	135.4	130.7	78.3	73.6	2.4	1.6
R92WH1	92"(16:9)	84.6	79.9	50.0	45.3	2.4	1.6
R100WH1	100" (16:9)	91.7	87.0	53.5	48.8	2.4	1.6
R106WH1	106" (16:9)	96.9	92.2	56.7	52.0	2.4	1.6
R110WH1	110" (16:9)	100.6	95.9	58.7	53.9	2.4	1.6
R150WH1	150"(16:9)	135.4	130.7	78.3	73.6	2.4	1.6
R180WH1	180"(16:9)	161.6	156.9	92.9	88.2	2.4	1.6
R92DHD5	92"(16:9)	84.6	79.9	50.0	45.3	2.4	1.6
R100DHD5	100"(16:9)	91.7	87.0	53.5	48.8	2.4	1.6
R110DHD5	110"(16:9)	100.6	95.9	58.7	53.9	2.4	1.6
R120DHD5	120"(16:9)	109.4	104.7	63.4	58.7	2.4	1.6
R135DHD5	135"(16:9)	122.4	117.7	70.9	66.1	2.4	1.6
R150DHD5	150"(16:9)	135.4	130.7	78.3	73.6	2.4	1.6
R100RH1	100" (16:9)	91.7	87.0	53.5	48.8	2.4	1.6
R110RH1	110" (16:9)	100.6	95.9	58.7	53.9	2.4	1.6
R120RH1	120"(16:9)	109.4	104.7	63.4	58.7	2.4	1.6
R135RH1	135" (16:9)	122.4	117.7	70.9	66.1	2.4	1.6
R171RX1	171"(16:10)	149.7	145.0	95.4	90.6	2.4	1.6
R106WH1-A1080P2	106"(16:9)	96.9	92.2	56.7	52.0	2.4	1.6
R150WH1-A1080P2	150"(16:9)	135.4	130.7	78.3	73.6	2.4	1.6
R200WH1-A1080P2	200"(16:9)	177.9	173.1	102.8	98.0	2.4	1.6
R84WH1-A1080P3	84"(16:9)	75.9	71.2	49.2	44.5	2.4	1.6
R92WH1-A1080P3	92"(16:9)	84.6	79.9	50.0	45.3	2.4	1.6
R100WH1-A1080P3	100"(16:9)	91.7	87.0	53.5	48.8	2.4	1.6
R110WH1-A1080P3	110"(16:9)	100.6	95.9	58.7	53.9	2.4	1.6
R120WH1-A1080P3	120"(16:9)	109.4	104.7	63.4	58.7	2.4	1.6
R135WH1-A1080P3	135"(16:9)	122.4	117.7	70.9	66.1	2.4	1.6
R150WH1-A1080P3	150"(16:9)	135.4	130.7	78.3	73.6	2.4	1.6

Unit: inch

The listed measurements are for general reference only. Please contact Elite Screens to verify product design and dimensions before attempting to integrate its products with any structural or furniture modification. Although a manufacturer may offer product advice, it may be taken or disregarded at the integrator's discretion. Elite Screens will not be held responsible or be otherwise liable for faulty installations.

