



avtek

Present | Teach | Inspire

**WE OPEN EYES**

---

**PRODUCT  
CATALOG  
2015 / 2016**

# CONTENT

---

INTERACTIVE WHITEBOARDS	2
INTERACTIVE DISPLAYS	6
CAMERA	12
PROJECTION SCREENS	16
MOUNTING SYSTEMS	24
ACCESSORIES	30





# SENSITIVE DIMENSION OF COMMUNICATION

---

INTERACTIVE  
WHITEBOARDS



## INTERACTIVE WHITEBOARDS AVTEK TT-BOARD

Avtek TT-BOARD interactive whiteboard together with a computer and projector makes an interactive set which can be used as a large touchscreen. The device uses the latest optical technology for the cursor positioning. Two cameras placed in the top corners of the whiteboard recognize the object that is used for operation – in this case it can be finger or any pointer. This technology assures high accuracy and reliability making the device perfect for most educational applications.

### PRODUCT FEATURES

- operation by finger or any pointer makes using of the interactive whiteboard very easy and intuitive,
- two users can work on the whiteboard simultaneously – increasing the team play attitude,
- special type of the material used for the surface provides variety of functionalities:
  - possibility to stick classic paper notes by use of magnets,
  - surface can be used as a dry erasable whiteboard when there is no need for interactive functions,
  - it acts as a professional projection screen with good image perception and it reduces the hotspot effect,
- surface resistant to mechanical damage (if happens it doesn't influence working of the board) which is a perfect solution for school environment,
- no hotkeys on the sides allows projection on the full area of the whiteboard which gives bigger display area: 79" for TT-BOARD 3000 and 97" for TT-BOARD 4000,
- thanks to HID interface the interactive whiteboard doesn't require drivers in MS Windows 7, 8 and 10 systems and the calibration can be made with the tools built in the operating system.



### TECHNICAL SPECIFICATION

Model	TT-BOARD 3000	TT-BOARD 4000
Working area	79"	97"
Dimensions of working area	1.637 × 1.150 mm	2.172 × 1.156 mm
Board diagonal	81,5"	99 "
Board dimensions	1.670 x 1.224 mm	2.205 x 1.230 mm
Technology	optical	
Writing method	Finger or any pointer	
Touch points	2	
Surface	dry erasable, magnetic, matt, resistant to mechanical damage	
Aspect ratio	4:3	16:10
Resolution	32.768 x 32.768	
Accuracy	< 0.1 mm	
Response speed	< 2 ms	
Power supply	USB	
Weight	23 kg	28 kg
Packaging dimensions	1.770 × 1.324 × 105	2.305 × 1.330 × 105
Weight with packaging	29 kg	34 kg
Interface	HID, USB	
Drivers	Not required for Windows 7, 8 and 10	
Accessories	User manual, USB Cable, Pens (2 pcs), Wall mounting set	
Optional accessories	Mobile stand, Regulated wall bracket	
Product code	1TV040	1TV041

## INTERACTIVE WHITEBOARDS IN EDUCATION

Interactive whiteboard is an extension of functionality of the classic blackboard or dry erasable whiteboard with multimedia options. The main feature is the possibility to present content from a computer - in both primary and high schools where students are eager to use their capabilities.



### Sciences

Drawing charts, geometrical figures, interplay between the objects or writing mathematical formulas are simple while using an interactive whiteboard, moreover making corrections is quick and intuitive.



### Language lessons

Language exercises on the interactive whiteboard are much more pleasant than traditional methods of learning. Combination of image, audio and touch is a great way to turn students attention on the main tasks of the lesson and encourage them to develop their skills.



### Biology

School subjects such as biology are closely related to showing pictures and images of live organisms. Big size images displayed on the whiteboard and the ability of making changes on it by touch makes students more engaged in learning.



### Geography

Interactive whiteboard and the most popular online map from Google – it's an excellent combination for geography lesson. Ability to rotate the virtual globe by hand, enlargement of any location or quick navigation are great examples how to teach through fun.

## HOW TO CHOOSE A PROJECTOR

It is important to choose a projector taking into consideration the aspect ratio of a whiteboard and native resolution of the projector - this allows optimal use of both products. For whiteboard with 4:3 aspect ratio it's recommended using projectors with XGA resolution (1.024 x 768) and the shortest possible focal length. For 16:10 whiteboards it's recommended to use projectors with WXGA resolution (1.280 x 800).



## CHOOSE ACCESSORIES FOR THE INTERACTIVE WHITEBOARD



Speakers – page 32



Mounts and brackets – page 29



Projector mounts – page 27



# NEW REALITIES CREATED WITH TOUCH

---

INTERACTIVE  
DISPLAYS



## INTERACTIVE DISPLAYS AVTEK TOUCHSCREEN PRO

Avtek TouchScreen Pro series is a combination of high quality LED display with interactive whiteboard. The Avtek monitors use the latest technologies providing reliability and the widest functionality on the market.

The touchscreen is an ideal alternative for traditional interactive whiteboards at schools and a great tool for use in modern business.

Choosing of the latest but already verified technologies makes the Avtek monitors both futureproof and reliable solutions for every market.



### TECHNICAL SPECIFICATION

Model	TouchScreen 55 Pro	TouchScreen 65 Pro	TouchScreen 84 Pro
Diagonal	55"	65"	84"
Aspect ratio	16:9	16:9	16:9
Display area	1.209,6 x 680,4	1.428,5 x 803,5	1.860,5 x 1.046,5
Resolution	1.920 x 1.080	1.920 x 1.080	3.840 x 2.160
Response time	< 8 ms	< 8 ms	< 8 ms
Refreshing frequency	60 Hz	60 Hz	120 Hz
Displayed colors	16.77M (8-bit)	1.07B (10-bit)	1.07B (10-bit)
Brightness	350 cd/m <sup>2</sup>	350 cd/m <sup>2</sup>	350 cd/m <sup>2</sup>
Contrast ratio	4000:1	4000:1	1600:1
Viewing angle	178°	178°	178°
Panel life time	30.000 h	30.000 h	50.000 h
Speakers	2 x 10 W		
Inputs	3x VGA, 3x HDMI, 3x mini-jack 3.5 mm, AV, 1x HDMI 4K (84 Pro)		
Outputs	VGA, mini-jack 3.5 mm, COAX		
Communication ports	RJ45, RS232, 4x USB 2.0		
Sensing type	Infrared (10 point touch)		
Touch response time	< 8 ms		
Communication mode	USB (HID)		
Surface protection	4 mm antiglare tempered glass		
Touch resolution	32.768 x 32.768		
Overall Power	204 W	248 W	550 W
Standby Power	≤0.5 W	≤0.5 W	≤0.5 W
Dimension L x H x W (mm)	1.303 x 819 x 98	1.521 x 943 x 98	1.978 x 1187 x 99
Package dimension L x H x W (mm)	1.435 x 975 x 245	1.653 x 1095 x 245	2.170 x 1370 x 320
Net weight	35 kg	46 kg	116 kg
Gross weight	43 kg	56 kg	146 kg
VESA	400 x 400	600 x 400	600 x 600
Accessories	AC power cable, writing pens (3x), remote control with batteries, HDMI cable, VGA cable, USB cable, audio cable, wall mount, quick start guide		
Product code	1TV031	1TV032	1TV034

Model	Avtek OPS Pro
Computer parameters	Intel Core i5, 4 GB RAM, <b>120 GB SSD</b>
Built-in cards	Integrated graphic, sound and network
Wi-Fi	802.11a/g/n
Bluetooth	Bluetooth 4.0
USB 2.0 / 3.0	4 / 2
Lan	RJ45
Outputs	mini-jack 3.5 mm, mini display port, HDMI, VGA
Inputs	microphone



### Business applications of Avtek TouchScreen Pro series



Using of interactive touchscreens makes the company meetings more effective and the communication much more simple. The problems are solved easier using the team working approach with brainstorming utilizing the new technologies.



Tourist information, secretary's office or reception desk equipped with interactive touchscreen gives the employees more time for their essential work. Thanks to Avtek TouchScreen it's possible to make self-service information points where the information is much more attractive and profitable.



Interactive touchscreens in hospitals, police stations and other public services upgrade the workflow in those institutions. In case of emergency situations the work organization and communication is smooth and easy thanks to those devices.



Interactive touchscreens in shopping malls help the clients find the specific shops and the shortest way to them. Moreover it's easy to check the best offers and hot deals offered by the shops, restaurants, cinemas or fitness clubs.

### Education applications of Avtek TouchScreen Pro series



Using interactive monitors during lessons in kindergartens and primary schools makes big fun of learning and it helps to keep the focus of the kids. It also helps to understand described topics and makes the kids enjoy the learning process.



Youths at junior high schools and secondary schools need much attention and it requires more effort to attract them to school. The newest technology in education such as Avtek TouchScreen Pro series is one of the ways to do it efficiently.



Lectures, exercises or laboratories at universities can be much more attractive with interactive touchscreens. It's a perfect alternative to traditional way of teaching as the technology induces bigger interaction between students.



Application of interactive monitors during conferences, presentations and trainings is now becoming popular. This visual method of communication with additional interaction looks much more professional and improves the perception of the message.

## TECHNOLOGIES USED IN TOUCHSCREEN PRO SERIES MONITORS



**Panel LifetimePro**  
Professional LCD panel manufactured using the latest technologies gained an extended lifetime up to 30.000/50.000\* hours. Using the monitor 8 hours a day, 5 days a week, 50 weeks per year it could work even 15 or 25 years and it's maintenance free.  
\* depending on the size



**Eco-Backlight System**  
LCD panel uses new technology LED backlight with lower power consumption. Lower bills for electricity and ecology thanks to the latest technologies.



**Auto ON/OFF Switch**  
The monitor can be programmed to turn ON and OFF automatically at a scheduled hours and days of the week. It can be used simply as an electricity saver function but it can be also useful for a Digital Signage solution.



**Avtek MediaCNR**  
In order to meet the expectations of the most demanding user the Avtek monitors are equipped with built in media player. It's enough to plug in a USB drive with the proper content to play music, watch movies or images without need of any external players. Moreover computer is no longer required to run MS Office files as the Avte MediaCNR will play them as well.



**Alu-frame Safe Line**  
The frame of the device was manufactured from highest quality aluminum. The design of the frame is very elegant but also reinforces the monitor increasing its lifetime and safety of the user.



**BLCKFrame Touch**  
The monitors were designed thinking about the newest software. This is why around the panel there is an additional black frame on the glass. It simplifies working with MS Windows 8 and 10 operating systems.



**SetMyLogo**  
Customization of the device is possible with own starting LOGO. It can be uploaded by the advanced users so during startup of the monitor the desired image can be displayed.




**HardT Glass**  
Tempered glass hardened in a special process assures highest security during the usage. With a 4 mm thick glass the monitor can work in harsh conditions.



**MattSURF Layer**  
The surface of the monitor was designed for the highest comfort during work. That's why the designers constructed durable and matt surface where the reflections of the outside light disappear. This makes the image clear and visible in any conditions even in very bright rooms.




**HighRES Infrared Positioning**  
Well known and proven technology of infrared positioning has adopted the latest algorithms of reading and transferring data which leads to higher resolution, precision and accuracy of the touch functions.



**Smart Calibration System**  
Thanks to factory precalibration of the monitor there is no need to do it before the first use. Even when the computer connected to the device is being changed, the calibrations is not required so the monitor is ready to work just after it's turned on.



**Touch4OSD**  
The touch OSD makes it really easy to setup the basic functions of the monitor. It eliminates the necessity of having a remote control which can be lost or stolen and requires battery replacement.



**Touch2Browse**  
Integrated web browser simplifies searching for information - it's enough to plug in a LAN cable to the monitor and enjoy the internet resources.



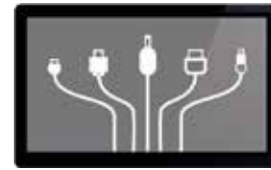
**Note-ON-it**  
Hardware level built in special application allows users to make notes on any image displayed on the monitor. This provides the functionality of an interactive whiteboard or a copy board without connecting a computer.



**Grab2Erase**  
The monitor recognizes the gesture of grabbing of the surface as an eraser function - thanks to that user can smoothly switch from writing mode to erasing mode without even a single clicking.



**Computer4Touch**  
Optional solution which transforms the device into All-in-one system consisting of the monitor and a built in computer. This way it's enough to connect the monitor to power supply in order to navigate in the internet, use maps or other applications and even play games.



**Full Connect Panel**  
Simultaneous using of different analog and digital signals from devices like DVD, BluRay, document cameras or TV Decoder is easier thanks to multiple connections. In combination with the Touch 4 OSD function the source can be switched in a moment without having to change cables during presentation or lessons.



**Serial Control Line**  
The RS-232 connection port allows controlling of the monitor connected to external control systems. This feature gives more options to the power users to prepare an intelligent and automated environment.



**Lightweight One**  
Monitors of sizes 55" and 65" have around 30% lower weight than comparable products in this class which makes the mounting and transportation much easier.



**Dual SnDBoost**  
High quality surround sound based on a new generation digital converter allows excellent sound from the two high power speakers.



**Remote4PC**  
Expanded remote control makes possible to use many functions of the built in computer. With the option of switching slides in MS PowerPoint or making the screen go blank the remote control becomes a powerful tool in the hand of a presenter.



**Plug and play**  
Using the monitor together with any device (eg. Blu-ray player, document camera) is as simple as plugging the signal cable to one of the connections.



# ALWAYS CLOSE BY REGARDLESS OF DISTANCE

---

CAMERA





## AVTEK MEETING CAM

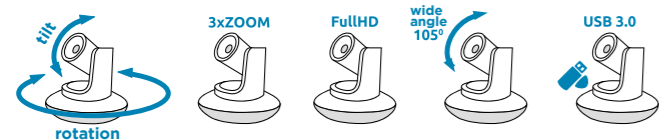
Professional camera to transmit video with Full HD resolution. Through USB 3.0 interface it's able to connect with Skype for Business and perform video conferencing. DVI-I interface (HDMI) is an additional connection for recording systems and video management in any type of installation which supports a digital video signal. Thanks to a very wide viewing angle lens (105°) and 3x optical zoom camera is ideal for small and medium-sized conference rooms. Additional function of storing up to 128 location presets together with PTZ mechanism perfectly suits applications where it has to show different areas of the room.

### PRODUCT FEATURES

- transmission through USB 3.0 interface and DVI-I (HDMI),
- 3x optical and digital zoom,
- resolution 1.920 x 1.080, 30 fps,
- Wide viewing angle (105°),
- PTZ mechanism with smooth control system,
- 128 location presets,
- ability to control via RS232/RS485,
- exposure compensation and noise reduction,
- control protocols Sony Visca and Pelco P/D,
- multifunctional wireless remote control,
- 5 Megapixels sensor Ambarella A7L,
- fast and accurate focusing,
- easy firmware update.



Model	Avtek Meeting Cam
Sensor	1/3", 5MP
Zoom	3x optical + 3x digital
Viewing angle	30.2° - 105°
Rotation	-170° - +170°
Tilt	-30° - +90°
Rotation speed	0° - 120°/s
Tilt speed	0° - 80°/s
Quantity of location presets	128
Control	RS232 / USB3.0
Video streaming interface	DVI-I (HDMI by adapter) / USB 3.0
SNR	>47dB
Focal length	f = 3.2mm - 9.6mm
Minimum lighting	0.01 lux
White balance	auto / manual
Focus	auto / manual
Aperture	auto / manual
Power	DC 12V
Dimensions mm (W x H x L)	220 x 173 x 117
Weight	1.25 Kg
Product code	1TV036



## CAMERA APPLICATIONS

### Broadcast live events

The camera can be used in all kinds of broadcasts of cultural events such as concerts, shows or dance events. Thanks to additional displays audience can follow the actors' mimics, musicians' instruments or dancers' costumes. The camera can be mounted on a permanent basis or on a camera tripod.



### Education and trainings

A perfect example of Avtek Meeting Cam usage are trainings and live lessons. Using applications such as Skype an advanced video conferencing system can be created for presentation of teachers and students speeches. Thanks to that they can virtually move to other educational entities for better knowledge transfer.

### Business videoconference

Talking with customers face to face is the best way of doing business. Unfortunately it is not always possible due to large distances between eg. branch offices. Using the Avtek Meeting Cam and software such as Skype for Business it's easy to conduct briefing in the company, discuss important issues or analyze the market situation.




## OPTIONAL MOUNTS FOR AVTEK MEETING CAM



### Avtek W-mount for Meeting Cam

Wall mount for Avtek camera

PRODUCT CODE: 1MV042



### Avtek C-mount for Meeting Cam

Ceiling mount for Avtek camera

PRODUCT CODE: 1MV043



# APPEALING PROJECTIONS

---

PROJECTION  
SCREENS



## ELECTRIC SCREENS

### PRODUCT DESCRIPTION

- White metal casing with unique square cross-section looks elegant in any room.
- Flat bottom of the casing ideal for in-ceiling installations.
- Special mounts make it ideal for ceiling or wall mounting.
- Plug&Play technology - screen ready to go as soon as it is plugged in without any configuration.
- Lower bar made of hard material protecting surface from creasing.
- High quality Matt White projection surface with gain factor 1.0 is perfect for every light conditions.
- Black frames increase perceived contrast ratio.
- Black TOP - screen can be positioned at viewer's eye level.
- It's enough to use the wired or wireless control to roll up or down the screen.
- Quiet tubular engine designed for intensive operation will do the rest of the work.



### TECHNICAL SPECIFICATION

Model	Screen dimensions (cm)	Viewing area (cm)	Ratio	Side black frames (cm)	Black TOP (cm)	Black bottom (cm)	Product code
Video Electric 200	200 x 200	195 x 146	4:3	2.5	49	5	1EVE11
Video Electric 240	240 x 200	235 x 176	4:3	2.5	19	5	1EVE14
Video Electric 270	270 x 220	260 x 195	4:3	5	20	5	1EVE15
Video Electric 300P	300 x 227.5	290 x 217.5	4:3	5	5	5	1EVE54
Business Electric 200	200 x 200	190 x 122	16:10	2.5	73	5	1EVE45
Business Electric 240	240 x 200	235 x 147	16:10	2.5	48	5	1EVE46
Business Electric 270	270 x 220	260 x 162.5	16:10	5	52.5	5	1EVE47
Business Electric 300P	300 x 227.5	290 x 181.2	16:10	5	41.3	5	1EVE53
Cinema Electric 200	200 x 200	190 x 107	16:9	5	9	4	1EVE55
Cinema Electric 240	240 x 200	230 x 129.5	16:9	5	66.5	4	1EVE56

## ELECTRIC SCREENS WALL SERIES

### PRODUCT DESCRIPTION

- White metal casing looks elegant in any room.
- Special mounts make it ideal for ceiling or wall mounting.
- Plug&Play technology - screen ready to go as soon as it is plugged in without any configuration.
- It's enough to use the wired control to roll up or down the screen.
- Electric engine designed for intensive operation will do the rest of the work.
- Lower bar made of hard material protecting surface from creasing.
- Black frames increase perceived contrast ratio.



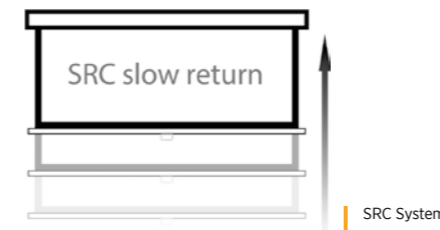
### TECHNICAL SPECIFICATION

Model	Screen dimensions (cm)	Viewing area (cm)	Ratio	Side black frames (cm)	Black TOP (cm)	Black bottom (cm)	Product code
Wall Electric 180	185 x 143	180 x 135	4:3	2.5	2.5	2.5	1EVEE4
Wall Electric 200	205 x 158	200 x 150	4:3	2.5	2.5	2.5	1EVEE5
Wall Electric 240	245 x 188	240 x 180	4:3	2.5	2.5	2.5	1EVEE6

## PRO MANUAL SCREENS

### PRODUCT DESCRIPTION

- White metal casing with unique square cross-section looks elegant in any room.
- Flat bottom of the casing ideal for in-ceiling installations.
- Lower bar made of hard material protecting surface from creasing.
- Pull-up safety catch makes possible to roll down the screen and fit to any format.
- Special mounts make it ideal for ceiling or wall mounting.
- SRC System (Slow Return Control) for safe operation.
- Black frames increase perceived contrast ratio.
- Black TOP - screen can be positioned at viewer's eye level.
- High quality Matt White projection surface with gain factor 1.0 is perfect for every light conditions.



### TECHNICAL SPECIFICATION

Model	Screen dimensions (cm)	Viewing area (cm)	Ratio	Side black frames (cm)	Black TOP (cm)	Black bottom (cm)	Product code
Video PRO 200	200 x 200	190 x 142.5	4:3	2.5	52.5	5	1EVS54
Video PRO 240	240 x 200	230 x 172.5	4:3	5	22.5	5	1EVS55
Business PRO 200	200 x 220	190 x 118.5	16:10	5	76.5	5	1EVS59
Business PRO 240	240 x 200	230 x 143.5	16:10	5	51.5	5	1EVS60

### SPECIAL FEATURES OF ELECTRIC\* AND PRO MANUAL SCREENS



Square cross-section



Ideal for ceiling or wall mounting

\* excluding Wall series

## MANUAL SCREENS

### PRODUCT DESCRIPTION

- White metal casing looks elegant in any room.
- Special mounts make it ideal for ceiling or wall mounting.
- Lower bar made of hard material protecting surface from creasing.
- Pull-up safety catch makes possible to roll down the screen and fit to any format.
- High quality Matt White projection surface with gain factor 1.0 is perfect for every light conditions.
- Black frames increase perceived contrast ratio (Video, Business, Cinema).
- Black TOP - screen can be positioned at viewer's eye level (Video, Business, Cinema).

Manual screens are available in two versions (with or without black frames) and in four formats. Rolling up and down is manual which makes the screen both reasonably cheap and functional.



Video screens are suitable for traditional projectors with XGA (1.024 x 768) resolution. In case of Business and Cinema screens they have panoramic screens, perfect for projector with WXGA (1.280 x 800) and HD Ready or Full HD (1.280 x 720 or 1.920 x 1.080) resolution. Thanks to that the user can ideally fit the image from the projector to the dimensions of the screen to receive the best visual perception.

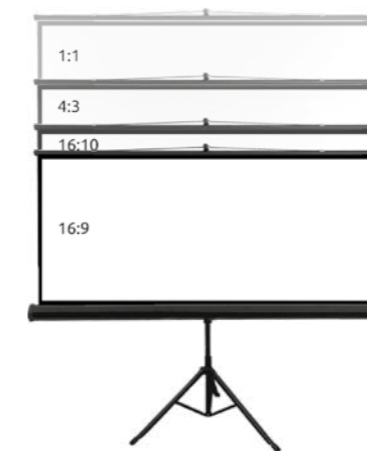
### TECHNICAL SPECIFICATION

Model	Screen dimensions (cm)	Viewing area (cm)	Ratio	Side black frames (cm)	Black TOP (cm)	Black bottom (cm)	Product code
Wall 175	175 x 175	175 x 175	1:1	-	-	-	1EVS03
Wall 200	200 x 200	200 x 200	1:1	-	-	-	1EVS04
Video 175	175 x 175	170 x 127.5	4:3	2.5	44.5	3	1EVS23
Video 200	200 x 200	195 x 146.5	4:3	2.5	49.5	4	1EVS24
Video 240	240 x 200	230 x 172.5	4:3	5	23.5	4	1EVS25
Video 280	280 x 212.5	270 x 202.5	4:3	5	6	4	1EVS26
Business 200	200 x 200	190 x 119	16:10	5	77	4	1EVS56
Business 240	240 x 200	230 x 144	16:10	5	52	4	1EVS57
Business 280	280 x 200	270 x 169	16:10	5	27	4	1EVS58
Cinema 200	200 x 200	190 x 107	16:9	5	89	4	1EVS37
Cinema 240	240 x 200	230 x 129.5	16:9	5	66.5	4	1EVS38

## PORTABLE SCREENS

### PRODUCT DESCRIPTION

- Black metal casing looks elegant in any conditions and rooms.
- Thanks to special tripod and projection surface the screen can be easily kept in vertical position and it doesn't take too much space.
- Folded screen is lightweight and portable.
- Lower bar and upper bar height adjustment is possible with the special handles to position the screen at viewer's eye level. This also allows the user to obtain any format ratio (1:1, 4:3, 16:9, 16:10) to fit to any projector.
- Keystone effect eliminated by special arm that adjusts screen angle. The image is not distorted when the projector is not perpendicular to the screen surface.
- High quality Matt White projection surface with gain factor 1.0 is perfect for every light conditions.
- Black frames increase perceived contrast ratio (Tripod PRO).
- Strengthened tripod construction for extreme stability (Tripod PRO).
- Optional screen cover helps with even easier transportation.



Possibility to adjust the screen ratio to the projector image.

Portable screens assure mobility and easiness of displaying image. They are an universal solution to any type of projector or OHP. The screens are available in two versions (with or without black frames) and width from 150 to 200 cm.

### TECHNICAL SPECIFICATION

Model	Screen dimensions (cm)	Viewing area (cm)	Ratio	Side black frames (cm)	Black TOP (cm)	Black bottom (cm)	Product code
Tripod Standard 150	150 x 150	150 x 150	1:1	-	-	-	1EVT02
Tripod Standard 175	175 x 175	175 x 175	1:1	-	-	-	1EVT03
Tripod Standard 200	200 x 200	200 x 200	1:1	-	-	-	1EVT04
Tripod PRO 180	180 x 180	175 x 175	1:1	2.5	2.5	2.5	1EVT13
Tripod PRO 200	200 x 200	195 x 195	1:1	2.5	2.5	2.5	1EVT14

## SCREEN COVER

### PRODUCT DESCRIPTION

- Universal cover for the projection screen preventing from dirt simplifying transportation thanks to the arm band.
- Cross section 20 x 20 cm and 195 cm or 215 cm length.
- Fits most of the portable screens on the market.

### PRODUCT CODE

195cm - 1EVA01  
215cm - 1EVA02

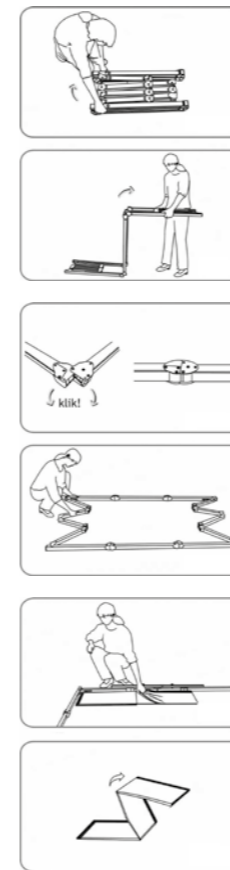


## LARGE SCALE FOLD SCREENS

Large scale screens are perfect for projections in rooms and in open air. Fold frame screens are available in two formats (4:3 and 16:9). Each format has five sizes, which makes it easier to fit the screen to projection requirements.

### PRODUCT DESCRIPTION

- Stable, silver color aluminum foldable frame.
- Ideal for large-scale projections both indoors and outdoors.
- Quick and simple assembly (no tools needed).
- Surface is fixed to frame with metal press studs which can be pressed by hand.
- Black frames increase perceived contrast ratio.
- Convenient, black case on castor wheels for easy transportation and carriage.
- Height adjustment is easy with special screws.
- Front projection surface is standard accessory.
- Optional rear projection surface for displaying the image from a projector installed at the back of the screen.



Screen folding



Press stud mounted surface



Fast and easy folding



Height adjustment

### FOLD SCREEN TECHNICAL SPECIFICATION

Model	Screen dimensions (cm)	Viewing area (cm)	Ratio	Side black frames (cm)	Black TOP (cm)	Black bottom (cm)	Case dimensions (cm)	Product code
Fold 240 (4:3)	236.8 x 202.9	243.8 x 182.9	4:3	10	10	10	99 x 31 x 54	1EVF11
Fold 300 (4:3)	324.8 x 248.6	304.8 x 228.6	4:3	10	10	10	119 x 31 x 60	1EVF12
Fold 360 (4:3)	385.8 x 294.3	365.8 x 274.3	4:3	10	10	10	119 x 31 x 66	1EVF13
Fold 400 (4:3)	426.4 x 324.8	406.4 x 304.8	4:3	10	10	10	119 x 31 x 66	1EVF14
Fold 500 (4:3)	528 x 401	508 x 381	4:3	10	10	10	152.5 x 36 x 36 <sup>1</sup> 152.5 x 36 x 6 <sup>2</sup>	1EVF15
Fold 180 (16:9)	219.2 x 130.3	203.2 x 114.3	16:9	8	8	8	93 x 31 x 45	1EVF16
Fold 220 (16:9)	263.8 x 157	243.8 x 137.2	16:9	10	10	10	99 x 31 x 54	1EVF17
Fold 280 (16:9)	324.8 x 193	304.8 x 172.7	16:9	10	10	10	119 x 31 x 60	1EVF18
Fold 340 (16:9)	385.8 x 226	365.8 x 205.7	16:9	10	10	10	119 x 31 x 66	1EVF19
Fold 380 (16:9)	426.4 x 249	406.4 x 228.6	16:9	10	10	10	119 x 31 x 66	1EVF20

1) Case for the frame  
2) Case for the support and surface

### REAR PROJECTION SURFACE TECHNICAL SPECIFICATION


Model	Screen dimensions (cm)	Viewing area (cm)	Ratio	Side black frames (cm)	Black TOP (cm)	Black bottom (cm)	Fits to	Product code
Fold RP 240 (4:3)	236.8 x 202.9	243.8 x 182.9	4:3	10	10	10	Fold 240 (4:3)	1EVF21
Fold RP 300 (4:3)	324.8 x 248.6	304.8 x 228.6	4:3	10	10	10	Fold 300 (4:3)	1EVF22
Fold RP 360 (4:3)	385.8 x 294.3	365.8 x 274.3	4:3	10	10	10	Fold 360 (4:3)	1EVF23
Fold RP 400 (4:3)	426.4 x 324.8	406.4 x 304.8	4:3	10	10	10	Fold 400 (4:3)	1EVF24
Fold RP 500 (4:3)	528 x 401	508 x 381	4:3	10	10	10	Fold 500 (4:3)	1EVF25
Fold RP 180 (16:9)	219.2 x 130.3	203.2 x 114.3	16:9	8	8	8	Fold 180 (16:9)	1EVF26
Fold RP 220 (16:9)	263.8 x 157	243.8 x 137.2	16:9	10	10	10	Fold 220 (16:9)	1EVF27
Fold RP 280 (16:9)	324.8 x 193	304.8 x 172.7	16:9	10	10	10	Fold 280 (16:9)	1EVF28
Fold RP 340 (16:9)	385.8 x 226	365.8 x 205.7	16:9	10	10	10	Fold 340 (16:9)	1EVF29
Fold RP 380 (16:9)	426.4 x 249	406.4 x 228.6	16:9	10	10	10	Fold 380 (16:9)	1EVF30



# FAST AND SECURE

---

MOUNTING  
SYSTEMS



## CEILING PROJECTOR MOUNTS

### EASYMOUNT

#### PRODUCT DESCRIPTION

- Possibility to mount directly on the ceiling (12 cm) or in 43 – 65 cm distance – thanks to regulation it's perfect for installation in typical offices or classrooms.
- Maximum spacing between assembly holes up to 32 cm and maximum projector weight up to 10 kg makes it possible to fit the mount to most of the portable projectors.
- Cable without a connector can be pulled through so it's easier to hide it inside the mount.
- +/- 15° tilt and +/- 22.5° side tilt helps to fit the displayed image precisely and easy to the projection surface.
- Optional extension pole gives the possibility to mount the projector at any distance from the ceiling.
- Color: white.
- Material: steel.

PRODUCT CODE: **1MVEM2**



### EASYMOUNT EXTENSION

#### EXTENSION POLE FOR EASYMOUNT

- After combining with EasyMount the mounting distance can be regulated from 71 cm to 122 cm or even 102 cm to 175 cm when all the elements are used.
- It's possible to connect more extensions to make bigger distance from the ceiling.
- Smooth length regulation allows the projector to be installed at any level.
- Material: steel.

PRODUCT CODE: **1MVEM3**



### PROMOUNT DIRECT

#### PRODUCT DESCRIPTION

- Possibility to mount directly on the ceiling (13 cm) – ideal for installation in low ceiling rooms.
- Ball joint for precise tilt regulation up to 25° and 360° rotation simplifies the adjustment to the projection surface.
- Precise regulation of the projector position with threaded distancing tubes for best image performance.
- Maximum spacing between assembly holes up to 38 cm and maximum projector weight up to 25 kg makes it possible to fit even bigger and heavier projectors.
- Cable can be pulled through so it's easier to hide it inside the mount.
- Optional extension pole gives the possibility to mount the projector at bigger distance from the ceiling.
- Color: silver.
- Material: aluminum.

PRODUCT CODE: **1MVPM5**



### PROMOUNT DIRECT EXTENSION

#### EXTENSION POLE FOR PROMOUNT DIRECT

- Together with ProMount the mounting distance can be regulated from 61 cm to 120 cm.
- The length regulation is with pitch of 3 cm.
- Cable with connector up to 25 mm wide can be pulled through.
- Material: aluminum.

PRODUCT CODE: **1MVPM6**



## WALL PROJECTOR MOUNTS

### WALLMOUNT 1200

#### PRODUCT DESCRIPTION

- Maximum spacing between assembly holes up to 34 cm and maximum projector weight up to 25 kg makes it possible to fit the mount to even bigger and heavier projectors.
- The projection distance can be regulated from few cm up to 114 cm gives the possibility do adjust the image size from short throw projector to the interactive whiteboard size.
- Possibility to tilt the projector in both axes simplifies the installation and adjustment to the projection surface.
- Color: white.
- Material: steel.

PRODUCT CODE: **1MVWM7**



### WALLMOUNT PRO 1200

#### PRODUCT DESCRIPTION

- Maximum spacing between assembly holes up to 30 cm and maximum projector weight up to 12 kg makes it possible to fit the mount most of the portable projectors.
- The projection distance can be regulated from 63.5 cm up to 116.5 cm gives the possibility do adjust the image size from short throw projector to the interactive whiteboard size.
- Possibility to tilt the projector 42° in both axes simplifies the installation and adjustment to the projection surface.
- Cable can be pulled through so it's easier to hide it inside the mount.
- Plastic cover to hide the wall mounting plate.
- Color: white.
- Material: aluminum.

PRODUCT CODE: **1MVWM8**



### WALLMOUNT PRO 1500

#### PRODUCT DESCRIPTION

- Maximum spacing between assembly holes up to 30 cm and maximum projector weight up to 10 kg makes it possible to fit the mount most of the portable projectors.
- The projection distance can be regulated from 83.5 cm up to 146.5 cm gives the possibility do adjust the image size from short throw projector to the interactive whiteboard size.
- Possibility to tilt the projector 42° in both axes simplifies the installation and adjustment to the projection surface.
- Cable can be pulled through so it's easier to hide it inside the mount.
- Plastic cover to hide the wall mounting plate.
- Color: white.
- Material: aluminum.

PRODUCT CODE: **1MVWM9**



## MOUNTING SYSTEMS FOR DISPLAYS

### TOUCHSCREEN MOBILE STAND

#### MOBILE STAND FOR INTERACTIVE DISPLAYS

Mounting an interactive display on a mobile stand may be the only solution if wall in the room isn't adapted for heavy loads. Additionally it is an ideal way for easy transportation of the display between rooms.

- VESA 600 x 400 for many different models of displays,
- Maximum load - 100 kg,
- Elegant and esthetic appearance,
- Glass shelf for computer or accessories,
- Stable construction,
- Rubber wheels for effortless and quiet movement,
- Wheels with locking system,
- Convenient way to mount the display on a stand and the stand itself,
- Color: black,
- Weight: 42 kg.

PRODUCT CODE: **1MV041**



### FLATPANEL MOUNT W25M01

#### REGULATED WALL MOUNT FOR DISPLAYS

Wall mount for displays is ideal in places where regular mount does not guarantee sufficient visibility of the monitor.

- Maximum load up to 25 kg,
- VESA 200 x 200 mm - fits for most displays and TVs with a diagonal up to 46",
- Steel construction,
- Tilt of the mount in the range +10 ° / -15 °,
- Rotation of the mount 180 °,
- Regulated distance from the wall in the range of 10.2 to 35.5 cm,
- Color: black,
- Weight: 2,3 kg.

PRODUCT CODE: **1MVF03**



## MOUNTING SYSTEMS FOR INTERACTIVE WHITEBOARDS

### REGULATED WALL MOUNT

#### PRODUCT DESCRIPTION

- Wall mounted bracket for Interactive Whiteboards,
- Smooth, manual height adjustment in 40 cm range,
- Universal short-throw projector arm included,
- Maximum load 32 kg (IWB + projector),
- Maximum projector weight 6 kg,
- Projector arm adjusts in the range of 80 cm - 140 cm,
- Gas springs,
- Solid steel construction.

PRODUCT CODE:

up to 32 kg **1MV011** | up to 50 kg **1MV026**



### MOBILE REGULATED STAND

#### PRODUCT DESCRIPTION

- Mobile bracket for Interactive Whiteboards,
- Mobile stand for easy transportation,
- Smooth, manual height adjustment in 40 cm range,
- Universal short-throw projector arm included,
- Maximum load 32 kg (IWB + projector),
- Maximum projector weight 6 kg,
- Projector arm adjusts in the range of 80 cm - 140 cm,
- Gas springs,
- Solid steel construction.

PRODUCT CODE:

up to 32 kg **1MV013** | up to 50 kg **1MV027**



### STAND FOR INTERACTIVE WHITEBOARDS

#### PRODUCT DESCRIPTION

- Mobile bracket for Interactive Whiteboards,
- Mobile stand for easy transportation with plastic castors,
- For boards with height from 120 cm to 137 cm,
- Boards with any width can fit,
- Solid steel construction.

PRODUCT CODE: **1MV009**



### INTERACTIVE WHITEBOARD STAND WITH PROJECTOR ARM

#### PRODUCT DESCRIPTION

- Mobile stand for interactive whiteboards,
- For boards with height from 120 cm - 137 cm,
- Integrated universal projector mount,
- Length of the projector mount arm from 80 cm - 140 cm,
- Width of the board is not limited,
- Mobile stand on plastic castors that can be blocked,
- Solid steel construction.

PRODUCT CODE: **1MV032**







# FOR THE DESIRED EFFECT

---

ACCESORIES



## ACCESSORIES

### SPEAKER ACTIVE

#### ACTIVE SPEAKERS

- Set of two active 2-way speakers with built-in amplifier,
- Maximum output power 2 x 20 W RMS - perfect for small and medium classrooms and conference rooms,
- Frequencies from 50Hz to 20KHz make a perfect sound response in the full spectrum,
- Input and output 2x RCA - it's possible to connect sound from any source and transmit it to external amplifier or other receiver,
- Volume, bass and trebles regulation on the side panel allows to adjust the sound to specific user expectations,
- Easy installation with slide-in bracket shortens the installation time,
- Accessories: mounting brackets, power cord, 5 m speaker cable, 1.5 m mini-jack 3.5 mm/2xRCA cable,
- Dimensions 270 x 205 x 175 mm (1 speaker),
- Weight 7.5 kg (set of 2 speakers),
- Power input 230V, 50Hz,
- Color: dark grey.



PRODUCT CODE: 1SVS03

### BAG+

#### UNIVERSAL PROJECTOR BAG

- Protective 10 mm foam increases the safety of the projector,
- Holds any projector of size up to 270 x 110 x 350 mm,
- Additional, small pocket for remote control inside,
- 2 velcro bars for space organization and content protection,
- External pocket for cables & accessories (290 x 260 mm),
- Comfortable carry handle and removable arm belt,
- Made of durable PVC600D nylon.
- Color: black



PRODUCT CODE: 1AV002

### TROLLEY DUO

#### MOBILE TROLLEY FOR PROJECTOR AND LAPTOP

Perfect tool for presenters using eg. a projector connected to a laptop. Presentation table Avtek Trolley Duo has two foldable table tops for a projector and notebook. It has also shelf for transportation of a suitcase or additional devices.

- Upper desk - 35 x 42 cm with maximum load of 10 kg - can hold most of portable projectors on the market,
- The upper desk height can be regulated from 80 cm to 120 cm - the position of the projector image can be adjusted,
- Lower desk - 24 x 36 cm with maximum load of 5 kg to fit most of the laptops,
- The lower desk height can be regulated from 73 cm to 105 cm,
- Big wheels for easy transportation,
- Regulated supporting pins for better stabilization,
- Weight: 12.8 kg,
- Color: grey.



PRODUCT CODE: 1MV033

### E-TOWER 3

#### POWER CONNECTOR

- Possibility to connect 3 power plugs (Type E), max. 250 V, 16 A, max. 3680 W,
- 2 m power cord for easier connection to the existing power network,
- Aluminum, fireproof housing with plastic elements (PC, PA),
- 60 mm diameter makes it a space effective solution,
- Top cover with spring mechanism,
- Hand mounted ring for securing the connector to the table or other furniture,
- Overcurrent and overvoltage protection for higher safety,
- Color: silver.

PRODUCT CODE: 1KV009



### CABLE HDMI

#### V 1.4 HDMI CABLE

- HDMI cable - the most popular digital standard for video and audio transmission,
- High wire cross sections assures high quality signal,
- Ferrite rings reducing signal noise,
- HDMI v. 1.4 allows transmission of signal with resolution up to 4.096 x 2.160,
- Available in 3 lengths: 5 m, 10 m, 15 m,
- Color: black.

Length	Product code
5 m	1KV006
10 m	1KV007
15 m	1KV008



### CABLE VGA

#### D-SUB15 VGA CABLE

- VGA cable with D-Sub15 connectors,
- Wire gauge 3 x 28 AWG (RGB coaxial) + 5 x 24 AWG,
- Transmission of full RGB signal (RGBHV + control pins),
- Ferrite ring reducing signal noise,
- Working voltage 30 V,
- Available in 3 lengths: 5 m, 10 m, 15 m,
- Color: white.

Length	Product code
5 m	1KV001
10 m	1KV002
15 m	1KV003



## ABOUT



Present | Teach | Inspire

### ABOUT AVTEK

The Avtek brand name is abbreviation of Audio Visual Technologies. First Avtek products hit the market in 2006 and the offer is continuously expanded.

From the early beginning the brand focuses on Audio-Visual equipment for business and education sector. Among users of Avtek branded products there are teachers, businessmen, designer, professional presenters and many more.

Hence our motto: Present, Teach, Inspire...

### OUR PROMISE

It has always been our goal to provide highest value for customer, keeping in mind that budgets are under growing pressure.

We aim to guarantee the highest quality to price ratio in the industry thanks to wise choice of the latest technologies and verified solutions.

### OUR GRATITUDE

Our strategy received very good reception among our customers from the early beginning. Till year 2015 over 100.000 customers decided to trust our claim. We would like to express our deepest gratitude to all of our clients.

### WARRANTY

High quality and reliability of all Avtek products is confirmed by 2 years European Warranty. In addition it's possible to extend the warranty for free by additional 1 year (total 3 years\*). It's enough to register the product on the [www.avtek.eu/warranty](http://www.avtek.eu/warranty) webpage. In case of TT-BOARD 3000 and TT-BOARD 4000 interactive whiteboards the warranty extension is for additional 3 years (total 5 years).

\* doesn't apply to panels of Avtek TouchScreen Pro series and to computers for those monitors

## INDEX

PRODUCT	PAGE	PRODUCT	PAGE
<b>INTERACTIVE WHITEBOARDS</b>		<b>LARGE SCALE FOLD SCREENS</b>	
TT-BOARD 3000	4	FOLD 240 (4:3)	22
TT-BOARD 4000	4	FOLD 300 (4:3)	22
<b>INTERACTIVE DISPLAYS</b>		FOLD 360 (4:3)	22
TOUCHSCREEN 55 PRO	8	FOLD 400 (4:3)	22
TOUCHSCREEN 65 PRO	8	FOLD 500 (4:3)	22
TOUCHSCREEN 84 PRO	8	FOLD 180 (16:9)	22
<b>CAMERA</b>		FOLD 220 (16:9)	22
MEETING CAM	14	FOLD 280 (16:9)	22
<b>ELECTRIC SCREENS</b>		FOLD 340 (16:9)	22
VIDEO ELECTRIC 200	18	FOLD 380 (16:9)	22
VIDEO ELECTRIC 240	18	FOLD RP 240 (4:3)	22
VIDEO ELECTRIC 270	18	FOLD RP 300 (4:3)	22
VIDEO ELECTRIC 300P	18	FOLD RP 360 (4:3)	22
BUSINESS ELECTRIC 200	18	FOLD 400 RP (4:3)	22
BUSINESS ELECTRIC 240	18	FOLD 500 RP (4:3)	22
BUSINESS ELECTRIC 270	18	FOLD RP 180 (16:9)	22
BUSINESS ELECTRIC 300P	18	FOLD RP 220 (16:9)	22
CINEMA ELECTRIC 200	18	FOLD RP 280 (16:9)	22
CINEMA ELECTRIC 240	18	FOLD RP 340 (16:9)	22
<b>ELECTRIC SCREENS WALL SERIES</b>		FOLD RP 380 (16:9)	22
WALL ELECTRIC 180	18	<b>CEILING PROJECTOR MOUNTS</b>	
WALL ELECTRIC 200	18	EASYMOUNT	26
WALL ELECTRIC 240	18	EASYMOUNT EXTENSION	26
MODULE FOR REMOTE CONTROL	18	PROMOUNT DIRECT	26
<b>PRO MANUAL SCREENS</b>		PROMOUNT DIRECT EXTENSION	26
VIDEO PRO 200	19	<b>WALL PROJECTOR MOUNTS</b>	
VIDEO PRO 240	19	WALLMOUNT 1200	27
BUSINESS PRO 200	19	WALLMOUNT PRO 1200	27
BUSINESS PRO 240	19	WALLMOUNT PRO 1500	27
<b>MANUAL SCREENS</b>		<b>MOUNTING SYSTEMS FOR DISPLAYS</b>	
WALL 175	20	TOUCHSCREEN MOBILE STAND	28
WALL 200	20	FLATPANEL MOUNT W25M01	28
VIDEO 175	20	<b>MOUNTING SYSTEMS FOR INTERACTIVE WHITEBOARDS</b>	
VIDEO 200	20	REGULATED WALL MOUNT	29
VIDEO 240	20	MOBILE REGULATED STAND	29
VIDEO 280	20	STAND FOR INTERACTIVE WHITEBOARDS	29
BUSINESS 200	20	INTERACTIVE WHITEBOARD STAND WITH PROJECTOR ARM	29
BUSINESS 240	20	<b>ACCESSORIES</b>	
CINEMA 200	20	SPEAKER ACTIVE	32
CINEMA 240	20	BAG+	32
<b>PORTABLE SCREENS</b>		TROLLEY DUO	32
TRIPOD STANDARD 150	21	E-TOWER	33
TRIPOD STANDARD 175	21	CABLE HDMI	33
TRIPOD STANDARD 200	21	CABLE VGA	33
TRIPOD PRO 180	21		
TRIPOD PRO 200	21		
SCREEN COVER	21		





avtek

Avtek brand is owned by:

**ViDiS S.A.**

Logistyczna 4

Bielany Wrocławskie

55-040 Kobierzyce

tel.: +48 71 33 880 00

[www.avtek.eu](http://www.avtek.eu)